

Scaled data based on original data using
LM-79-08 Approved Method: Electrical and Photometric Measurements of Solid-
State Lighting Products

Test Report Prepared for
Cooper Lighting Solutions
(formerly Eaton)

Brand: INVUE

Report Number: P141883

Luminaire Tested: **ECM-F03-LED-E1-T3-8030**

Issue Date: 03/03/2020

Test Information

Test Method: LM-79-08
Report Number: P141883
REPORT IS SCALED FROM IESNA LM-79-08 TEST DATA (P33683)
Test Lab: INNOVATION CENTER-P3
Issue Date: 03/03/2020
Manufacturer: COOPER LIGHTING SOLUTIONS (FORMERLY EATON)
Product Line: INVUE
Catalog Number: ECM-F03-LED-E1-T3-8030
Description: EPIC CLASSICAL MEDIUM DECORATIVE LED LUMINAIRE
(3) LIGHTBARS WITH AccuLED OPTICS - TYPE 3
Light Source: (21) 3000K CCT, 80 CRI LEDs
Ballast/Driver: -

Summary

Lumens per Lamp: N/A
Luminaire Lumens: 6137.4 lumens
Efficiency: N/A
Efficacy: 78.4 lumens/watt
Luminous Opening: Rectangular (W 0.5' x L: 1' x H: 0')
IES Classification: Type III - Short - Semi-Cutoff
BUG Rating: B2 - U0 - G2

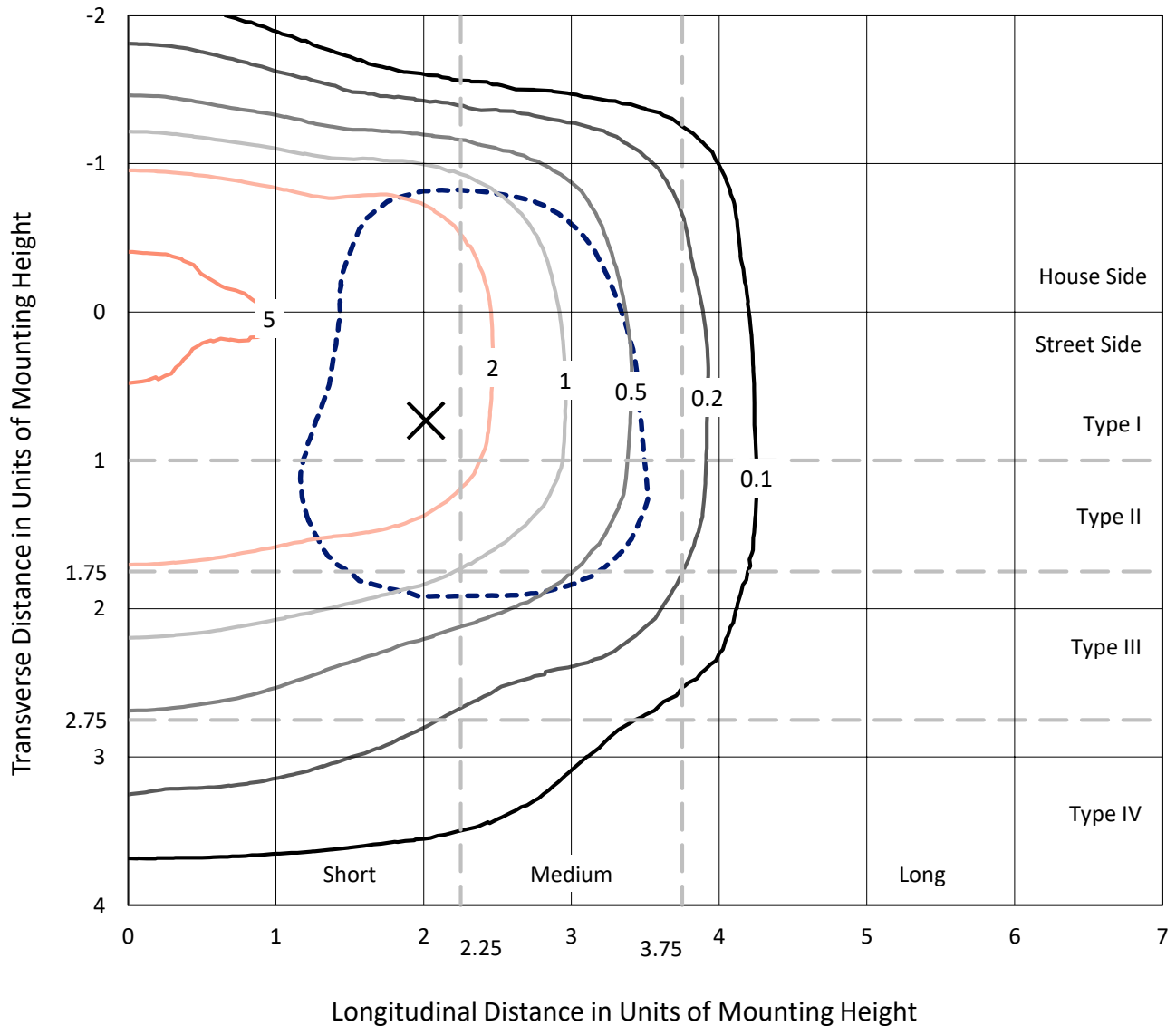
Input Watts (W): 78.3
Input Voltage (V): NR
Input Current (Ain): NR
Voltage Rise (V): NR
Power Factor: NR
Total Harmonic Distortion (THDi): NR
Frequency (hertz): 60
Stabilization Time: NR
Operation Time: NR
Ambient Temperature (°C): NR
Test Distance: 25 FT



REPORT NUMBER: P141883
 CATALOG NUMBER: ECM-F03-LED-E1-T3-8030

Iso-Footcandle Lines of Horizontal Illumination

× Max cd
 - - - 1/2 Max cd

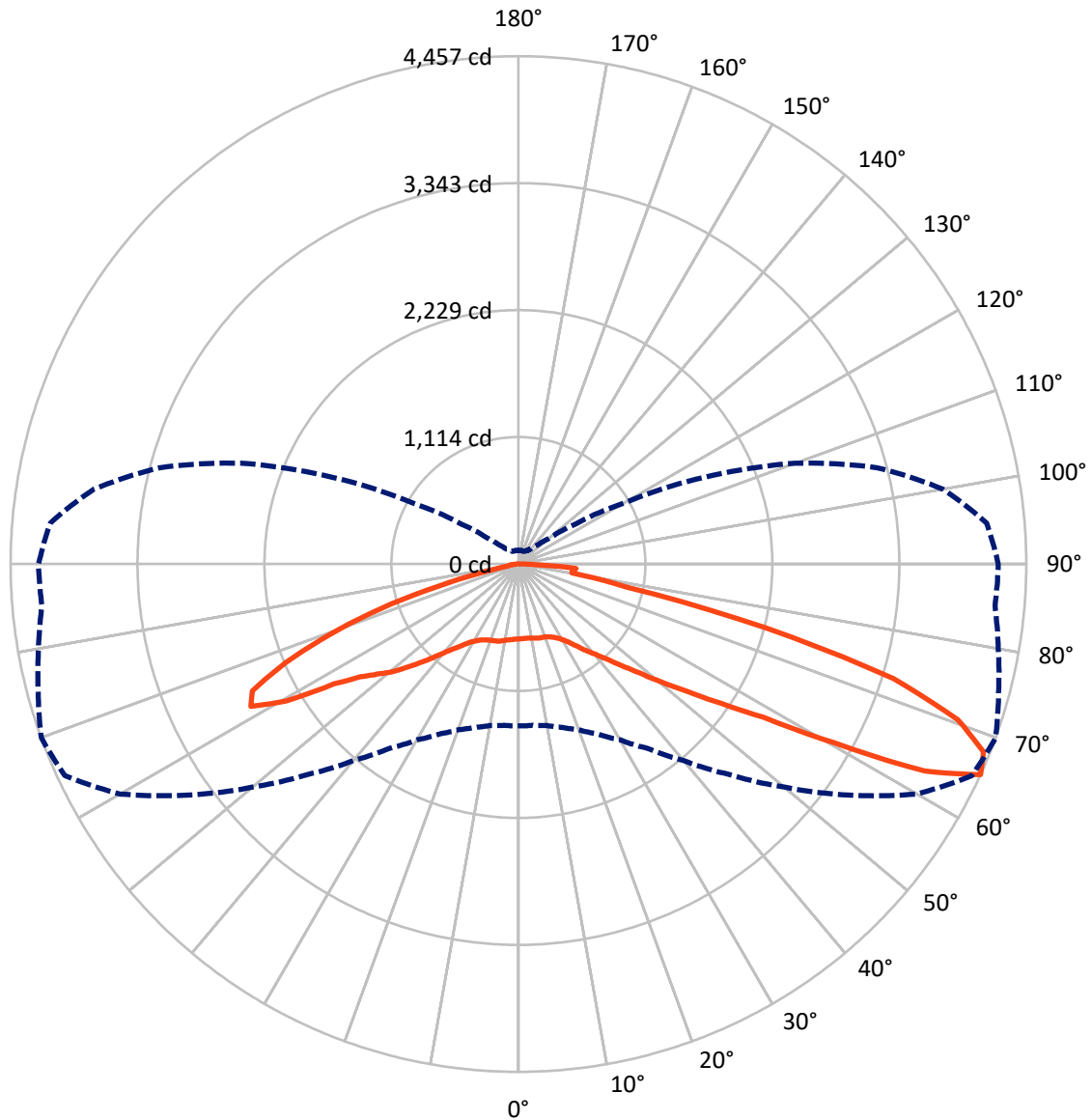


Based on 10 foot mounting height. Maximum calculated value = 6.6 fc
 Type III - Short - Semi-Cutoff

REPORT NUMBER: P141883

CATALOG NUMBER: ECM-F03-LED-E1-T3-8030

Luminous Intensity Polar Plot



— Vertical Plane Through 70-Deg Lateral - - - Horizontal Cone Through 65-Deg Vertical

REPORT NUMBER: P141883

CATALOG NUMBER: ECM-F03-LED-E1-T3-8030

FLUX DISTRIBUTION:

		Downward	Upward	Total
House Side	Lumens	2071.8	0.0	2071.8
	% Fixture	33.8	0.0	33.8
Street Side	Lumens	4065.6	0.0	4065.6
	% Fixture	66.2	0.0	66.2
Total	Lumens	6137.4	0.0	6137.4
	% Fixture	100.0	0.0	100.0

ZONAL LUMENS:

Zone	Lumens	% Fixture
0°-10°	63.3	1.0
10°-20°	187.5	3.1
20°-30°	322.4	5.3
30°-40°	516.7	8.4
40°-50°	846.1	13.8
50°-60°	1324.3	21.6
60°-70°	1861.1	30.3
70°-80°	880.7	14.3
80°-90°	135.3	2.2
90°-100°	0.0	0.0
100°-110°	0.0	0.0
110°-120°	0.0	0.0
120°-130°	0.0	0.0
130°-140°	0.0	0.0
140°-150°	0.0	0.0
150°-160°	0.0	0.0
160°-170°	0.0	0.0
170°-180°	0.0	0.0
0°-90°	6137.4	100.0
0°-180°	6137.4	100.0

Coefficient of Utilization



REPORT NUMBER: P141883

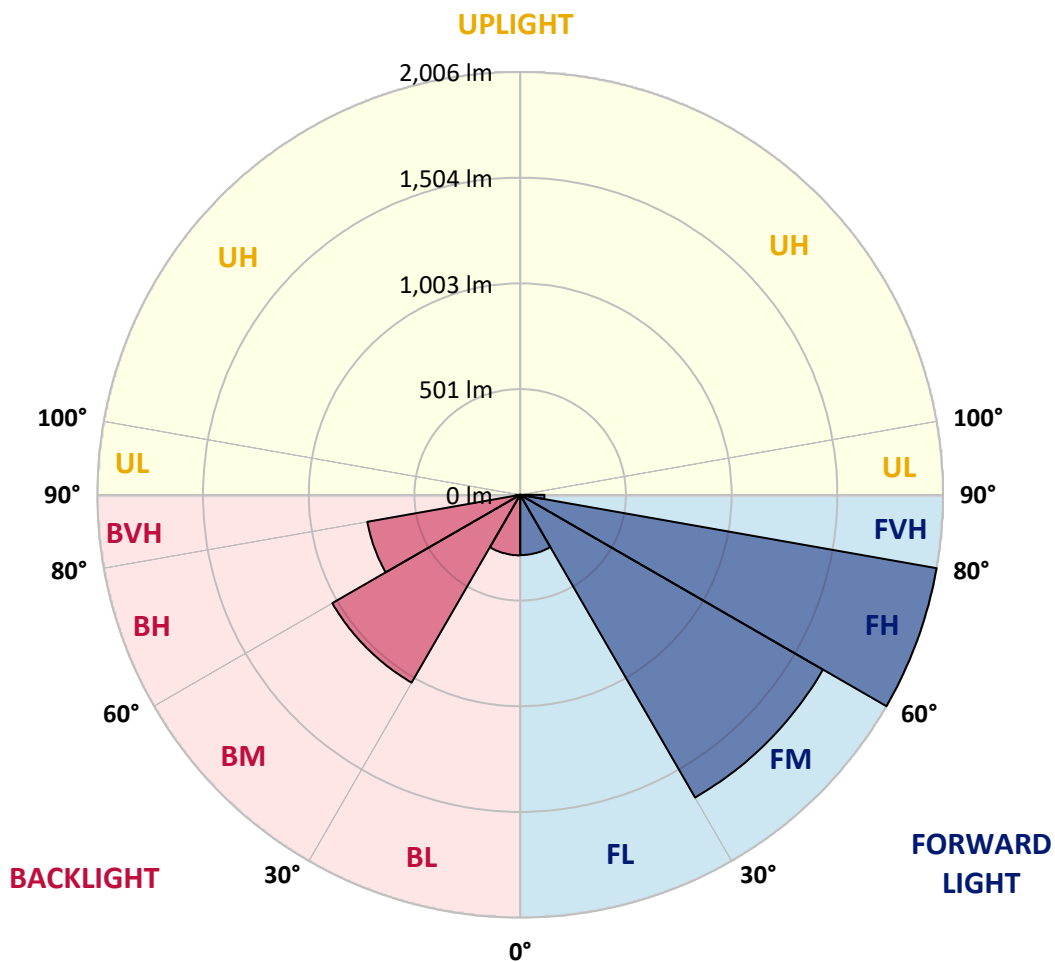
CATALOG NUMBER: ECM-F03-LED-E1-T3-8030

LUMINAIRE CLASSIFICATION SYSTEM LUMEN TABLE AND BUG RATING:

Zone		Lumens	% Fixture	Zone Rating/Lumen Limit		
				B	U	G
FL	(0°-30°)	285.9	4.7			
FM	(30°-60°)	1658.5	27.0			
FH	(60°-80°)	2005.8	32.7			G2/5000
FVH	(80°-90°)	115.3	1.9			G2/225
BL	(0°-30°)	287.3	4.7	B1/500		
BM	(30°-60°)	1028.6	16.8	B2/2500		
BH	(60°-80°)	735.9	12.0	B2/1000		G2/1000
BVH	(80°-90°)	20.0	0.3			G1/100
UL	(90°-100°)	0.0	0.0		U0/0	
UH	(100°-180°)	0.0	0.0		U0/0	

BUG Rating: B2-U0-G2

Type III Short





REPORT NUMBER: P141883

CATALOG NUMBER: ECM-F03-LED-E1-T3-8030

CANDELA DISTRIBUTION (FULL):

	0°	5°	10°	15°	20°	25°	30°	35°	40°	45°	50°
0°	657.7	657.7	657.7	657.7	657.7	657.7	657.7	657.7	657.7	657.7	657.7
2.5°	654.2	654.9	654.9	653.5	653.5	654.2	654.2	654.9	654.9	654.9	655.6
5°	654.2	654.9	654.9	654.2	653.5	654.9	654.2	654.9	654.9	654.9	654.9
7.5°	652.8	653.5	653.5	652.8	653.5	654.2	654.2	655.6	656.3	656.3	657.0
10°	645.9	646.6	647.3	647.3	648.7	650.8	651.4	654.2	654.9	657.0	658.4
12.5°	633.3	633.3	634.7	636.1	638.2	642.4	644.5	648.7	652.1	654.9	659.8
15°	622.2	622.2	623.6	624.3	628.5	631.2	635.4	640.3	646.6	652.1	659.8
17.5°	627.8	627.8	627.1	626.4	627.1	627.1	630.5	635.4	641.0	648.7	658.4
20°	649.4	648.7	645.9	644.5	643.8	641.0	638.9	638.2	641.0	646.6	656.3
22.5°	668.2	666.8	666.1	664.7	666.8	665.4	662.6	659.1	654.9	652.8	658.4
25°	679.3	680.0	680.0	680.0	684.2	685.6	687.0	682.8	677.9	671.0	671.7
27.5°	694.6	695.3	693.9	696.7	701.6	705.1	708.6	711.4	708.6	704.4	699.5
30°	727.4	727.4	725.3	727.4	731.6	735.1	739.9	744.8	744.8	740.6	735.8
32.5°	761.5	762.2	762.2	763.6	769.9	772.7	779.6	784.5	788.0	785.2	788.0
35°	802.6	801.9	804.0	804.7	814.5	818.0	831.9	835.4	841.0	842.4	844.4
37.5°	870.9	872.3	868.1	865.3	873.7	873.7	891.8	901.6	900.2	909.9	916.9
40°	981.0	974.7	972.6	971.2	976.1	975.4	974.7	988.0	994.2	995.6	999.1
42.5°	1102.9	1105.0	1102.9	1107.8	1107.8	1104.3	1101.5	1099.4	1111.3	1119.0	1120.4
45°	1245.8	1248.6	1244.4	1240.9	1249.9	1254.8	1254.8	1260.4	1270.1	1273.6	1271.5
47.5°	1360.0	1367.7	1364.2	1369.1	1383.7	1400.4	1422.7	1437.4	1447.8	1457.6	1472.9
50°	1463.1	1466.6	1475.0	1491.0	1512.6	1539.1	1575.3	1611.5	1632.5	1656.8	1675.0
52.5°	1525.9	1536.3	1548.8	1575.3	1611.5	1648.5	1704.2	1763.4	1816.4	1843.6	1865.2
55°	1563.5	1571.1	1587.9	1624.1	1675.0	1730.0	1799.7	1881.2	1951.6	2011.5	2058.2
57.5°	1562.1	1568.4	1591.3	1631.1	1691.7	1760.7	1847.7	1949.5	2053.3	2152.9	2240.7
60°	1532.1	1537.7	1560.7	1603.2	1669.4	1751.6	1856.1	1980.8	2121.6	2271.4	2425.3
62.5°	1486.1	1490.3	1510.5	1553.0	1619.9	1707.7	1830.3	1994.1	2194.0	2430.2	2729.1
65°	1421.3	1421.3	1440.2	1484.0	1548.1	1646.4	1781.6	1973.9	2250.5	2610.0	3044.7
67.5°	1325.9	1325.9	1341.2	1377.4	1427.6	1495.9	1631.1	1831.0	2123.0	2553.5	3062.2
70°	1145.4	1148.2	1148.2	1170.5	1192.8	1223.5	1287.6	1440.8	1714.7	2135.5	2635.8
72.5°	839.6	788.7	828.4	864.6	889.7	906.5	943.4	991.5	1129.4	1445.0	1897.9
75°	528.8	542.1	572.0	613.1	675.1	739.2	809.6	839.6	827.0	864.6	1169.1
77.5°	320.5	309.4	338.6	399.9	469.6	556.7	688.4	802.6	868.1	864.0	827.7
80°	138.7	135.2	154.7	183.9	218.1	296.8	417.3	574.1	748.3	849.3	834.0
82.5°	49.5	50.2	63.4	75.2	90.6	116.4	165.1	264.1	418.7	596.4	737.1
85°	14.6	16.0	22.3	31.4	35.5	40.4	55.7	82.9	141.4	225.7	401.3
87.5°	4.2	4.9	6.3	11.1	10.5	9.8	11.1	17.4	13.2	11.1	55.7
90°	0.0	0.0	0.0	0.0	0.0	0.0	0.0	0.0	0.0	0.0	0.0



REPORT NUMBER: P141883

CATALOG NUMBER: ECM-F03-LED-E1-T3-8030

CANDELA DISTRIBUTION (continued):

	55°	60°	65°	70°	75°	80°	85°	90°	95°	100°	105°
0°	657.7	657.7	657.7	657.7	657.7	657.7	657.7	657.7	657.7	657.7	657.7
2.5°	654.9	654.9	654.9	655.6	654.9	654.9	655.6	655.6	656.3	657.0	658.4
5°	654.2	654.2	654.9	654.9	654.9	655.6	656.3	657.0	658.4	660.5	662.6
7.5°	656.3	656.3	655.6	656.3	656.3	657.0	658.4	659.1	661.9	664.0	667.5
10°	658.4	658.4	659.1	659.8	659.8	661.2	663.3	664.0	666.8	671.0	674.4
12.5°	661.2	663.3	666.1	667.5	668.9	670.3	672.3	673.7	677.2	682.8	687.0
15°	663.3	668.2	671.0	674.4	676.5	677.2	679.3	682.1	685.6	691.2	696.0
17.5°	663.3	669.6	673.7	677.2	680.7	682.8	684.9	687.7	692.6	698.1	703.0
20°	662.6	671.7	677.2	682.8	689.1	691.2	694.6	697.4	703.0	710.0	713.5
22.5°	666.1	676.5	684.2	693.9	700.9	706.5	710.7	715.5	719.7	724.6	726.0
25°	676.5	687.0	699.5	711.4	721.1	729.5	735.1	739.2	744.1	746.2	743.4
27.5°	693.9	701.6	719.0	736.4	751.8	762.2	768.5	774.1	775.5	779.6	769.2
30°	725.3	728.8	746.9	772.0	789.4	806.8	815.2	820.8	821.5	818.7	800.5
32.5°	776.9	770.6	786.6	820.1	846.5	861.2	874.4	877.9	875.8	866.7	837.5
35°	839.6	829.8	837.5	886.2	915.5	937.1	949.7	953.1	948.3	932.2	891.8
37.5°	916.9	913.4	916.9	963.6	1014.4	1034.7	1040.2	1044.4	1032.6	1003.3	950.3
40°	1002.6	1003.3	999.1	1041.6	1105.7	1135.0	1148.2	1139.2	1124.5	1082.7	1024.2
42.5°	1121.0	1116.9	1102.2	1140.6	1222.8	1252.7	1264.6	1257.6	1243.0	1190.0	1121.7
45°	1277.8	1263.9	1249.9	1270.1	1349.6	1388.6	1406.0	1401.1	1375.4	1311.3	1247.2
47.5°	1469.4	1454.8	1429.0	1425.5	1505.6	1551.6	1557.9	1550.2	1530.7	1466.6	1387.9
50°	1670.8	1666.6	1654.7	1626.9	1698.6	1744.6	1740.4	1734.9	1713.3	1631.8	1550.9
52.5°	1879.1	1887.5	1879.8	1860.3	1936.9	1955.7	1957.1	1940.4	1915.3	1840.1	1730.0
55°	2097.9	2129.2	2141.1	2156.4	2217.0	2214.2	2198.2	2158.5	2164.8	2079.1	1926.5
57.5°	2329.9	2426.0	2502.0	2536.1	2593.9	2610.7	2570.3	2583.5	2577.9	2489.4	2249.1
60°	2635.8	2865.7	3063.5	3185.5	3263.5	3233.5	3290.0	3292.8	3388.2	3193.8	2819.0
62.5°	3123.5	3545.7	3896.8	4002.0	4022.3	4015.3	3948.4	4015.3	3997.2	3760.3	3274.7
65°	3533.8	4036.2	4392.9	4457.0	4363.0	4276.6	4198.5	4211.8	4125.4	3782.6	3261.4
67.5°	3589.6	4089.8	4420.8	4402.7	4197.1	4036.9	3907.3	3805.6	3629.3	3319.2	2865.0
70°	3148.5	3678.8	4105.2	4091.2	3805.6	3591.7	3381.3	3228.0	3048.2	2808.5	2378.7
72.5°	2449.0	2921.4	3334.6	3441.9	3160.4	2924.2	2731.2	2536.1	2350.8	2123.0	1851.9
75°	1667.3	2022.6	2214.9	2244.2	1986.4	1809.4	1734.9	1575.3	1378.8	1330.1	1129.4
77.5°	968.5	1105.0	1046.5	968.5	779.6	572.7	437.5	374.1	375.5	431.3	413.2
80°	787.3	749.7	591.5	474.5	322.6	164.4	110.1	94.8	95.5	110.8	107.3
82.5°	811.7	833.3	684.9	479.4	330.3	174.2	83.6	62.0	72.5	78.7	77.3
85°	601.3	788.0	706.5	508.6	354.6	185.3	54.3	34.1	48.1	58.5	62.7
87.5°	168.6	264.8	205.5	135.9	98.9	33.4	21.6	18.1	22.3	30.7	30.7
90°	0.0	0.0	0.0	0.0	0.0	0.0	0.0	0.0	0.0	0.0	0.0



REPORT NUMBER: P141883

CATALOG NUMBER: ECM-F03-LED-E1-T3-8030

CANDELA DISTRIBUTION (continued):

	110°	115°	120°	125°	130°	135°	140°	145°	150°	155°	160°
0°	657.7	657.7	657.7	657.7	657.7	657.7	657.7	657.7	657.7	657.7	657.7
2.5°	659.1	661.9	661.2	662.6	663.3	665.4	666.8	666.1	666.1	667.5	668.9
5°	664.7	668.2	668.2	670.3	672.3	675.1	677.2	675.8	676.5	677.9	679.3
7.5°	670.3	674.4	675.1	677.2	678.6	680.0	681.4	679.3	678.6	678.6	677.9
10°	677.2	681.4	680.7	680.7	680.0	678.6	675.8	671.0	667.5	665.4	664.0
12.5°	689.1	691.9	687.7	683.5	676.5	671.7	665.4	659.8	655.6	652.1	650.8
15°	699.5	698.1	693.3	685.6	675.8	668.2	661.9	654.2	649.4	645.2	643.1
17.5°	705.1	700.2	693.3	686.3	677.9	671.0	663.3	654.2	646.6	641.0	638.2
20°	710.7	703.0	693.9	687.0	680.7	675.1	669.6	658.4	648.7	640.3	636.1
22.5°	719.0	708.6	699.5	693.3	687.0	681.4	675.8	665.4	654.9	643.8	637.5
25°	730.9	716.9	710.7	704.4	697.4	691.9	684.2	674.4	663.3	650.1	641.0
27.5°	749.7	737.1	730.2	723.9	715.5	706.5	698.1	684.9	674.4	659.1	647.3
30°	776.9	763.6	757.4	751.1	741.3	729.5	717.6	700.9	686.3	668.9	653.5
32.5°	811.0	804.0	796.4	785.9	772.7	758.0	740.6	718.3	697.4	675.8	656.3
35°	864.0	852.1	839.6	829.1	809.6	789.4	762.9	730.2	702.3	675.8	652.1
37.5°	924.6	912.0	895.3	876.5	847.2	815.2	778.3	737.1	700.2	668.2	641.7
40°	997.7	981.7	959.4	923.9	880.7	832.6	783.1	731.6	688.4	651.4	620.8
42.5°	1094.6	1061.8	1018.6	966.4	905.1	839.6	776.9	716.9	668.2	627.8	597.1
45°	1204.0	1151.7	1082.0	1004.0	919.0	836.8	762.9	693.3	638.2	593.6	561.6
47.5°	1321.7	1240.2	1137.8	1027.7	920.4	821.5	735.8	657.7	595.7	548.3	508.6
50°	1454.8	1320.3	1176.8	1039.5	911.3	794.3	696.7	606.9	542.8	486.3	450.1
52.5°	1569.0	1390.7	1204.0	1034.7	879.3	746.9	632.6	545.5	470.3	420.1	384.6
55°	1704.2	1459.0	1218.6	1010.3	827.7	673.0	563.7	466.8	395.7	351.2	320.5
57.5°	1932.0	1574.6	1231.1	960.8	742.7	580.4	468.2	377.6	321.9	282.9	261.3
60°	2371.7	1799.0	1282.7	886.9	634.7	468.9	361.6	295.4	247.3	221.6	206.2
62.5°	2659.4	1951.6	1259.7	773.4	496.1	351.2	264.8	213.2	185.3	166.5	159.6
65°	2586.3	1797.6	1068.8	613.1	345.6	233.4	177.7	146.3	133.8	124.0	119.8
67.5°	2221.2	1449.9	774.8	396.4	218.8	142.1	116.4	103.8	98.2	94.1	93.4
70°	1769.7	1022.1	460.5	210.4	121.2	94.1	82.9	78.0	75.9	75.9	75.9
72.5°	1284.1	588.7	226.4	113.6	81.5	71.8	66.9	65.5	64.8	64.8	65.5
75°	733.7	255.0	116.4	78.0	66.9	62.0	59.2	59.2	59.2	59.2	59.9
77.5°	255.7	116.4	82.2	65.5	57.8	55.0	53.6	55.0	55.7	55.7	55.7
80°	93.4	82.2	70.4	57.1	51.6	48.8	48.8	50.9	52.3	50.9	50.2
82.5°	73.9	64.8	57.1	49.5	45.3	43.9	44.6	46.0	45.3	44.6	42.5
85°	56.4	42.5	39.7	36.9	36.2	36.2	39.0	39.7	36.9	35.5	33.4
87.5°	27.9	22.3	20.2	23.7	23.0	20.9	21.6	21.6	18.1	16.7	17.4
90°	0.0	0.0	0.0	0.0	0.0	0.0	0.0	0.0	0.0	0.0	0.0



REPORT NUMBER: P141883

CATALOG NUMBER: ECM-F03-LED-E1-T3-8030

CANDELA DISTRIBUTION (continued):

	165°	170°	175°	180°
0°	657.7	657.7	657.7	657.7
2.5°	668.9	669.6	671.7	671.0
5°	678.6	679.3	680.7	680.7
7.5°	676.5	677.2	677.2	677.2
10°	660.5	660.5	661.9	661.9
12.5°	648.0	647.3	647.3	645.9
15°	640.3	638.9	639.6	637.5
17.5°	634.7	634.0	634.0	632.6
20°	632.6	631.2	630.5	629.2
22.5°	631.2	630.5	629.2	627.8
25°	634.7	631.2	630.5	629.2
27.5°	638.2	634.7	631.9	631.2
30°	641.7	635.4	631.9	630.5
32.5°	641.0	632.6	627.8	625.7
35°	633.3	622.9	616.6	614.5
37.5°	618.7	606.9	597.1	593.6
40°	597.8	582.5	573.4	568.5
42.5°	572.7	555.3	547.6	543.5
45°	531.6	517.7	508.6	505.1
47.5°	485.6	466.8	458.5	455.0
50°	426.4	411.1	404.1	399.2
52.5°	363.7	349.8	343.5	340.7
55°	303.1	296.1	286.4	284.3
57.5°	245.9	243.9	236.9	236.2
60°	200.0	196.5	191.6	191.6
62.5°	157.5	154.0	151.9	151.9
65°	121.2	120.5	119.1	118.4
67.5°	93.4	95.5	96.1	94.8
70°	78.0	78.7	78.7	78.7
72.5°	67.6	67.6	67.6	66.9
75°	61.3	61.3	59.9	59.2
77.5°	56.4	55.7	56.4	55.7
80°	49.5	48.8	47.4	46.0
82.5°	41.1	40.4	36.9	36.9
85°	32.0	30.0	27.2	24.4
87.5°	18.1	16.0	11.8	8.4
90°	0.0	0.0	0.0	0.0

(END OF REPORT)